

# PATIENT GUIDE / INSTRUCTIONS FOR USE

## *Safety Subcutaneous Tissue Needle Infusion Set With Transparent Dressing*

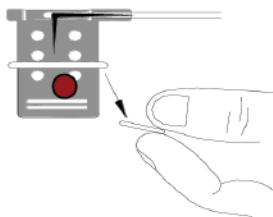
*Indications for Use: The Safety Subcutaneous Tissue Infusion Set  
Is designed specifically for the delivery of medications to the subcutaneous tissue.*



- Right angle needle infusion set.
- Wings lay flat against patient's skin promoting needle stability, ease of dressing and patient comfort.
- Transparent Dressing included in most catalog numbers

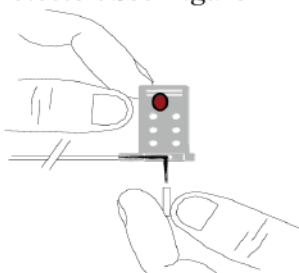
### ***Directions for use:***

1. Remove clip / tape holding wings. . See Figure 1



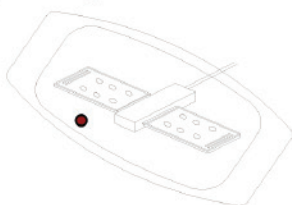
*Figure 1*

2. Grasp wings in upright position. Remove needle protector. Discard needle protector. See Figure 2



*Figure 2*

3. Following facility protocol, insert the needle straight down into subcutaneous tissue. Lay wings flat against the patient's skin. Once the needle and wings are securely in place, cover the insertion site with the included Transparent dressing. *See Figure 3*



*Figure 3*


For your convenience all Multi Lumen Subcutaneous Sets come with colored coded Clamps for easier identification of each needle.




Single set  
White clamp



Bifurcated set  
White, Green Clamp



Trifurcated set  
White, Green , Blue Clamp

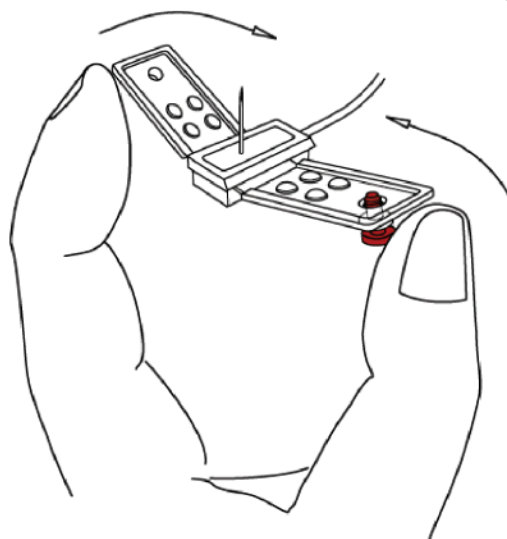
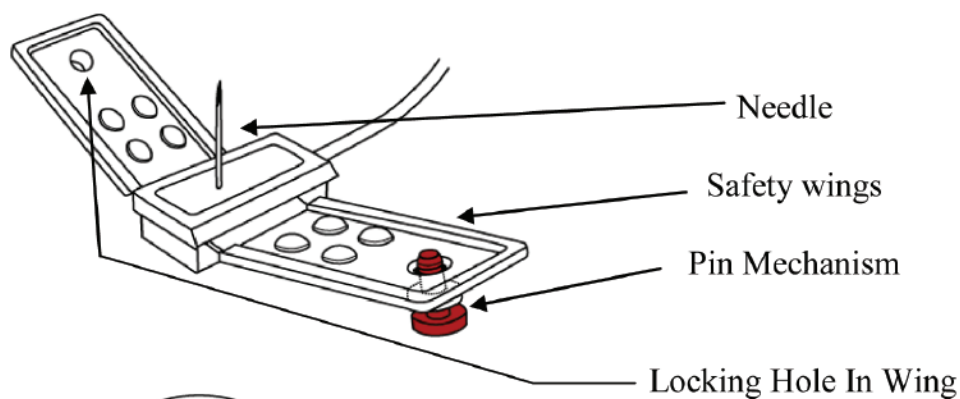


Quadfurcated Set  
White, Green, Blue, Yellow  
Clamps

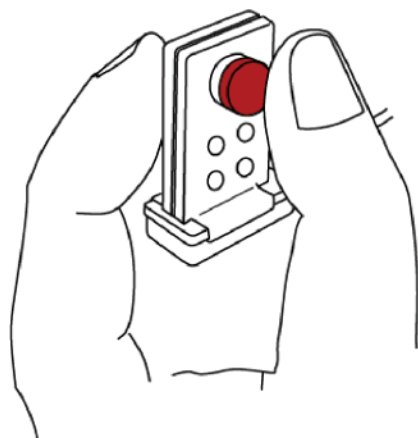
5-Lumen Set: White, Green, Blue, Yellow and Purple Clamps

6-Lumen Set: White Green, Blue, Yellow, Purple and Orange Clamps

#### 4. Direction for engaging safety pin



To activate the safety feature:  
Place fingers behind the wings so the  
needle is facing away from you.



Close the wings together  
Pinch the Pin Mechanism through  
the Locking Hole In Wing

# *Safety Subcutaneous Tissue Needle Infusion Set*

If you have any questions on the use of this  
product, please call our help line at:  
603-355-4843 or  
1-800-660-8853

\*Weekdays between 8:30am and 5:00pm (EST)

Or email us at:  
[customerservice@allmedinc.com](mailto:customerservice@allmedinc.com)











Please visit us on the web at:  
[www.allmedinc.com](http://www.allmedinc.com)

Distributed by: All-Med Medical Products, Inc.  
Keene, NH 03431  
[www.allmedinc.com](http://www.allmedinc.com)

Non-Pyrogenic, Non-DEHP Tubing

This device is not made with natural latex rubber

CAUTION: Federal Law (USA) restricts this device to sale by or on the order of a physician

Symbol	Meaning	Symbol	Meaning
	European Authorized Representative		Consult Instructions for Use
	Single Use Only		Expiration Date
	Ethylene Oxide Sterilization		Reference
	Non-Pyrogenic		Lot Number
	Quantity		Manufactured by



Multi-Med Inc  
26 Victoria Court  
Keene, NH 03431  
USA  
Rev. 2



RMS UK Limited  
28 Trinity Road  
Nailsea, Somerset BS48 4NU  
United Kingdom

CE 0297