

PATIENT GUIDE / INSTRUCTIONS FOR USE

Safety Subcutaneous Tissue Needle Infusion Set With Transparent Dressing

*Indications for Use: The Safety Subcutaneous Tissue Infusion Set
Is designed specifically for the delivery of medications to the subcutaneous tissue.*



- Right angle needle infusion set.
- Wings lay flat against patient's skin promoting needle stability, ease of dressing and patient comfort.
- Transparent Dressing included in most catalog numbers

Directions for use:

1. Remove clip / tape holding wings. . See Figure 1

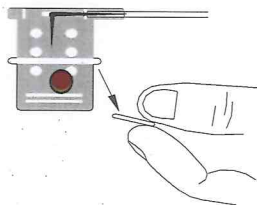


Figure 1

2. Grasp wings in upright position. Remove needle protector. Discard needle protector. See Figure 2

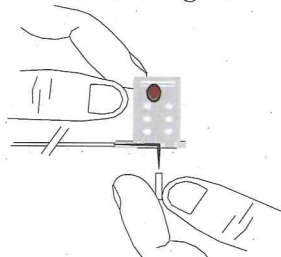


Figure 2

3. Following facility protocol, insert the needle straight down into subcutaneous tissue. Lay wings flat against the patient's skin. Once the needle and wings are securely in place, cover the insertion site with the included Transparent dressing. See Figure 3

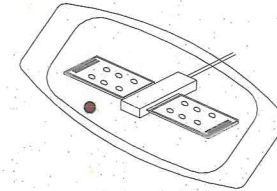




Figure 3

For your convenience all Multi Lumen Subcutaneous Sets come with colored coded Clamps for easier identification of each needle.



Single set
White clamp



Bifurcated set
White, Green Clamp



Trifurcated set
White, Green , Blue Clamp

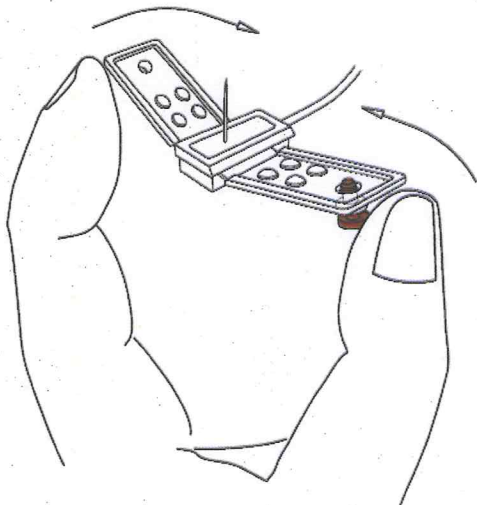
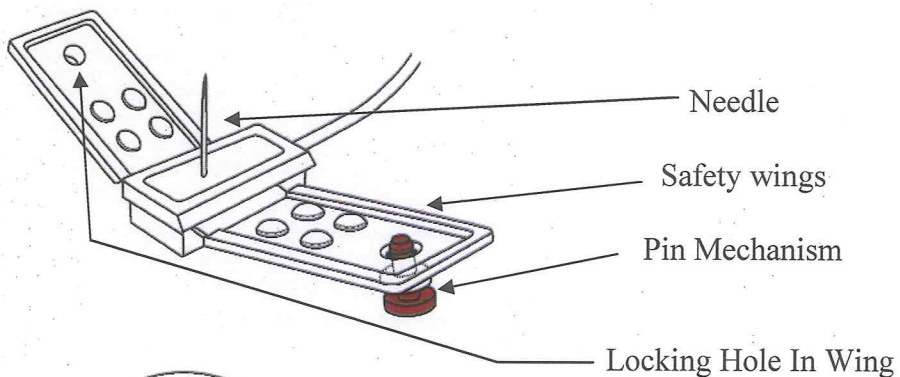


Quadfurcated Set
White, Green, Blue, Yellow
Clamps

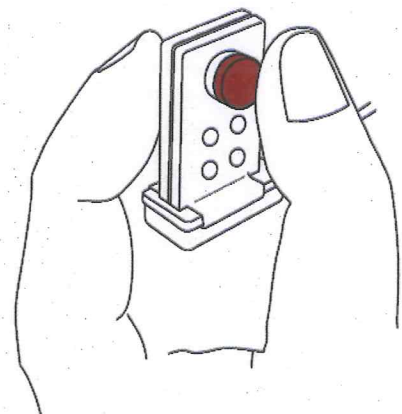
5-Lumen Set: White, Green, Blue, Yellow and Purple Clamps

6-Lumen Set: White Green, Blue, Yellow, Purple and Orange Clamps

4. Direction for engaging safety pin



To activate the safety feature:
Place fingers behind the wings so the
needle is facing away from you.



Close the wings together
Pinch the Pin Mechanism through
the Locking Hole In Wing

*Safety Subcutaneous Tissue
Needle Infusion Set*

If you have any questions on the use of this
product, please call our help line at:
603-355-4843 or
1-800-660-8853

*Weekdays between 8:30am and 5:00pm (EST)

Or email us at:
customerservice@allmedinc.com

Please visit us on the web at:
www.allmedinc.com

Distributed by: All-Med Medical Products, Inc.
Keene, NH 03431
www.allmedinc.com

Non-Pyrogenic, Non-DEHP Tubing

This device is not made with natural latex rubber

CAUTION: Federal Law (USA) restricts this device to sale by or on the order of a physician

Symbol	Meaning	Symbol	Meaning
	European Authorized Representative		Consult Instructions for Use
	Single Use Only		Expiration Date
	Ethylene Oxide Sterilization		Reference
	Non-Pyrogenic		Lot Number
	Quantity		Manufactured by



Multi-Med Inc
26 Victoria Court
Keene, NH 03431
USA
Rev. 2



RMS UK Limited
28 Trinity Road
Nailsea, Somerset BS48 4NU
United Kingdom

